



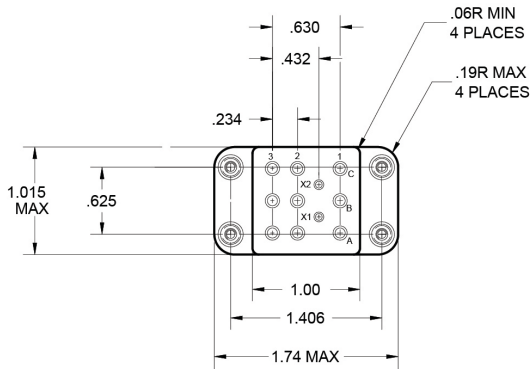
Basic socket series designation for:

Series KCA

Designed to the standards and requirements of:

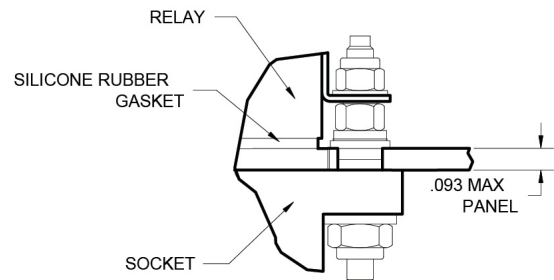
MIL-S-12883

SOCKET DRAWING



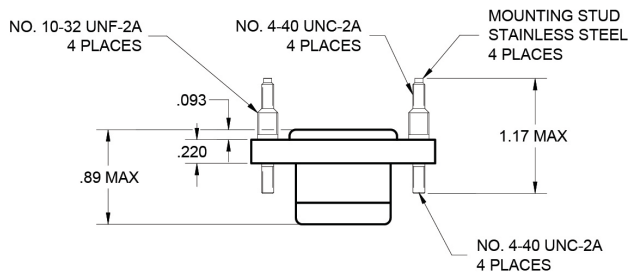
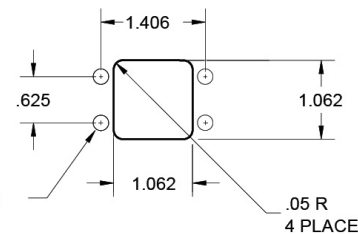
HARDWARE MOUNTING

MOUNTING DETAIL 4 PLACES



MOUNTING DIMENSIONS

SUGGESTED MOUNTING HOLE LAYOUT



BOTTOM MOUNT-CLEARANCE HOLE FOR .192 SCREW
TOP MOUNT-CLEARANCE HOLE FOR .112 SCREW

GENERAL CHARACTERISTICS

1. Supplied with mounting hardware and No. 12 contacts, No. 12 crimp for power terminals; No. 16 contacts, No. 16 crimp for coil terminals.	
2. Standard tolerances	.xx ±.01; xxx ± .005
3. Weight	.118 lbs. max
4. Temperature range	-70° C to +125° C